

Spacing Landscape Plants

Before purchasing new plants for your landscape, find out how big they will grow. Otherwise, your attractive little plants may become overgrown and ugly in six to 10 years. Refer to this chart to determine how much space to allow for each mature plant.

As a rule of thumb, landscapers allow 2,500 square feet for each large tree. Shrubs are spaced from center to center allowing as much space on the ground as the plant will grow in width. Narrow, vertical types require less space. Keep shrubs half their mature width from walls and two-thirds their width from walks, lawns and driveways.

Large trees such as Norway spruce and sugar maple: minimum of 50' apart.




Medium trees such as cherry, hemlock, golden rain tree: minimum of 25' apart.



Large shrubs and small trees such as lilac, birch, dogwood: 12'-15' apart.




Medium shrubs such as forsythia and hybrid rhododendron: 7-10' apart.




Building Strong and Vibrant New York Communities

Small and low growing shrubs such as azalea or dwarf English yew: 3-6' apart.



Trimmed hedges (low) such as barberry 18-24" apart; (tall) such as privet or hemlock: 26-48" apart.



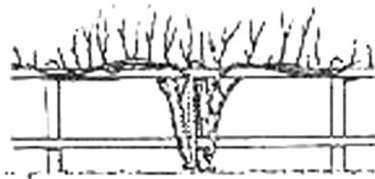
Ground cover shrubs such as blue rug juniper or cotoneaster: 24-36" apart



Ground covers such as pachysandra or myrtle: 6-12" apart.



Vines such as autumn clematis, Fleece vine: 10-15' apart.



Neither Cornell Cooperative Extension, Cornell University nor any representative thereof makes any kind of representation of any warranty express or implied, of any particular result or application of the information contained herein or regarding any product. It is the sole responsibility of the user to read and follow all product labeling instructions and to check with the manufacturer or supplier for the most recent information. Nothing contained in this information should be interpreted as an express or implied endorsement of any particular products or criticism of unnamed products.